



# ARCHITECTURAL RECESSED 12

## Ambient (Unheated) Air Curtain

### Data Sheet

For Mounting Heights To 12' (environmental separation) and 10' (insect control)

#### STANDARD CONSTRUCTION

- 15" high x 26" deep
- ½ hp motor(s) - ten speeds
- Factory installed Intelliswitch digital controller
- White aluminum exterior panel  
(Optional: Custom Color or Stainless)
- Top Mounting only
- High efficiency, low noise Pro-V Nozzle
- Filter (washable)
- Optional: Berner AIR™ (smart controller & app), includes BACnet



Berner International certifies that the air curtains shown herein are licensed to bear the AMCA Seal. The ratings shown are based on tests and procedures performed in accordance with AMCA Publication 211 and comply with the requirements of the AMCA Certified Ratings Program. Rated data shown is for base (unheated) units. The AMCA Certified Ratings Seal applies to airflow rate, average outlet velocity, outlet velocity uniformity, velocity projection and power rating at free delivery only.

Models ARD12-1060A, ARD12-2108A and ARD12-2120A are not licensed to bear the AMCA seal.

5 Year  
Limited  
Warranty



indoor use

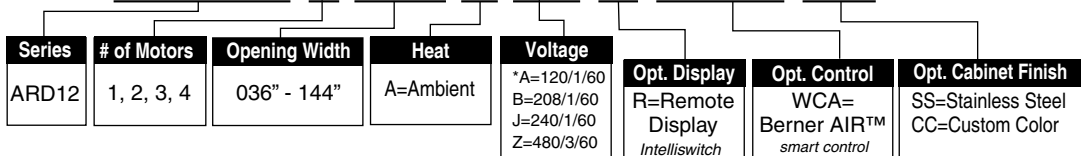
MODEL	Nozzle Width (in)	Max Vel. at Nozzle (fpm)	Avg. Outlet Vel. (fpm)	Air Volume (cfm)	Outlet Vel. Uniformity	Power Rating (kW)	Motor(s) @ hp	Net Wt. (lbs)
ARD12-1036A	36.00	5,444	1,722	1,507	87%	0.46	1 @ 1/2	101
ARD12-1042A	42.00	4,828	1,549	1,581	85%	0.49	1 @ 1/2	108
ARD12-1048A	48.00	4,839	1,377	1,607	87%	0.51	1 @ 1/2	114
ARD12-1060A	66.00	4,828	1,027	1,647	83%	0.52	1 @ 1/2	134
ARD12-2060A	66.00	5,202	1,674	2,686	91%	0.92	2 @ 1/2	171
ARD12-2072A	72.00	5,444	1,722	3,014	87%	0.92	2 @ 1/2	182
ARD12-2084A	84.00	4,828	1,549	3,162	85%	0.98	2 @ 1/2	194
ARD12-2096A	99.00	4,839	1,336	3,214	87%	1.02	2 @ 1/2	205
ARD12-3096A	99.00	5,202	1,743	4,193	91%	1.38	3 @ 1/2	245
ARD12-2108A	108.00	4,828	1,240	3,254	83%	1.03	2 @ 1/2	223
ARD12-3108A	108.00	5,444	1,722	4,521	87%	1.38	3 @ 1/2	273
ARD12-2120A	117.00	4,828	1,158	3,294	83%	1.04	2 @ 1/2	241
ARD12-3120A	117.00	4,828	1,642	4,669	85%	1.44	3 @ 1/2	285
ARD12-3132A	132.00	4,828	1,486	4,769	85%	1.49	3 @ 1/2	297
ARD12-3144A	144.00	4,839	1,377	4,821	87%	1.53	3 @ 1/2	308
ARD12-4144A	144.00	5,444	1,722	6,028	87%	1.84	4 @ 1/2	364

NOTE: Operation at 50 Hz will generate approximately a 17% reduction in air performance.  
 Berner does not recommend ARD12-1060A, ARD12-2108A and ARD12-2120A, exists only as an equivalent to competitors' models.  
 See sheet EP-240 for amp draws/total load requirements.

Distance from Nozzle (in)	40	80	120	160	200
Core Velocity (fpm)	1080	1010	885	775	680
Uniformity (%)	88	89	90	92	92

### MODEL NUMBER CONFIGURATION

**ARD12-1 036 A A -R-WCA-SS**



\*Suitable for 50hz

for Standard offering, leave options (Opt.) blank

Sound level measured 10' (3m) from the unit in free field:

1 motor:	Min./Max. Speed:	59/62 dBA
2 motors:	Min./Max. Speed:	62/65 dBA
3 motors:	Min./Max. Speed:	64/67 dBA
4 motors:	Min./Max. Speed:	65/68 dBA

Sound data is not AMCA certified.

Berner reserves the right to alter specifications without prior notice.

www.berner.com Berner International 800.245.4455  
 111 Progress Ave. / New Castle / PA / 16101 / USA

DS-240D  
 December, 2020



# ARCHITECTURAL RECESSED 12

**Ambient (Unheated) Air Curtain**  
**Electrical Performance Sheet**

MODEL	# CKTS	120/1/60 (voltage code A) MOTOR AMP DRAW = 8.5 each		# CKTS	208/1/60 (voltage code B) MOTOR AMP DRAW = 4.3 each		# CKTS	240/1/60 (voltage code J) or 220/1/50 (voltage code V) MOTOR AMP DRAW = 4.3 each	
		AMPS PER CIRCUIT	BREAKER RATING PER CIRCUIT		AMPS PER CIRCUIT	BREAKER RATING PER CIRCUIT		AMPS PER CIRCUIT	BREAKER RATING PER CIRCUIT
ARD12-1036A ARD12-1042A ARD12-1048A ARD12-1060A	1	8.5	15	1	4.3	15	1	4.3	15
ARD12-2060A ARD12-2072A ARD12-2084A ARD12-2096A ARD12-2108A ARD12-2120A	1	17.0	25	1	8.6	15	1	8.6	15
ARD12-3096A ARD12-3108A ARD12-3120A ARD12-3132A ARD12-3144A	1	25.5	35	1	12.9	20	1	12.9	20
ARD12-4144A	1	34.0	45	1	17.2	25	1	17.2	25

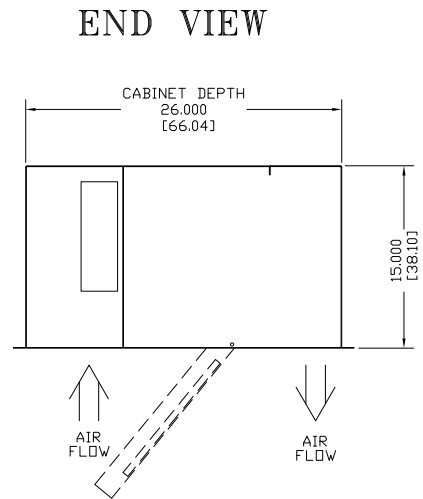
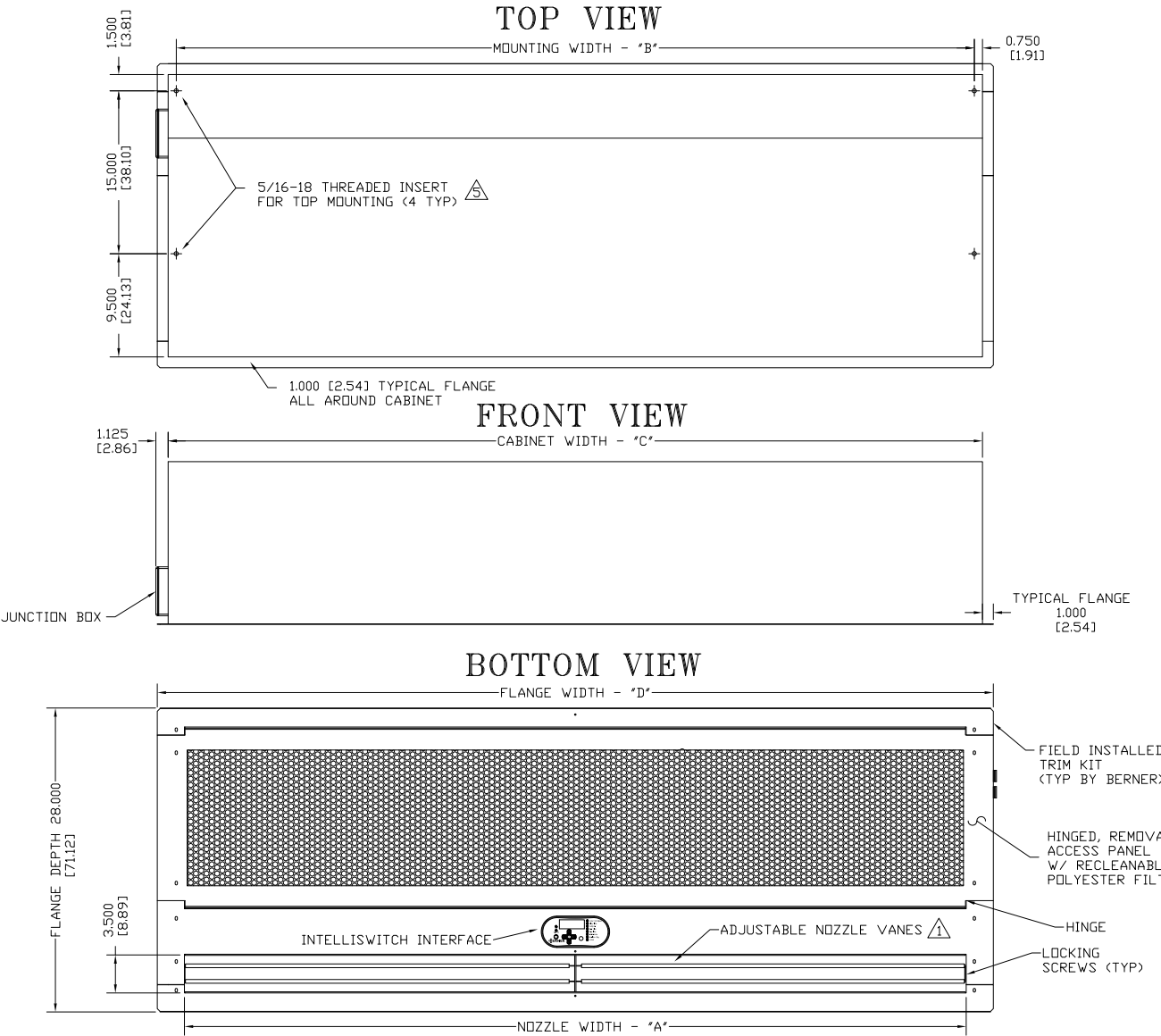


# ARCHITECTURAL RECESSED 12

Ambient (Unheated) Air Curtain  
Electrical Performance Sheet

MODEL	# CKTS	480/3/60 (voltage code Z) MOTOR XFMR AMP DRAW = 2.1 per kva		600/3/60 (voltage code Q) MOTOR XFMR AMP DRAW = 1.7 per kva		380/3/50 (voltage code O) MOTOR AMP DRAW = 4.3 each			
		AMPS PER CIRCUIT	BREAKER RATING PER CIRCUIT	AMPS PER CIRCUIT	BREAKER RATING PER CIRCUIT	AMPS PER CIRCUIT	BREAKER RATING PER CIRCUIT		
ARD12-1036A ARD12-1042A ARD12-1048A ARD12-1060A	1	2.1	15	1	1.7	15	1	4.3	15
ARD12-2060A ARD12-2072A ARD12-2084A ARD12-2096A ARD12-2108A ARD12-2120A	1	4.2	15	1	3.4	15	1	8.6	15
ARD12-3096A ARD12-3108A ARD12-3120A ARD12-3132A ARD12-3144A	1	6.3	15	1	5.1	15	1	12.9	20
ARD12-4144A	1	10.5	15	1	8.5	15	1	17.2	25

# ARD12 ARCHITECTURAL RECESSED AMBIENT SYSTEM



- NOTES:**
- ① AIR CURTAIN MUST BE INSTALLED SO AIR STREAM IS NOT OBSTRUCTED WHEN DEFLECTED 20° TO EITHER SIDE OF C.
  - ② ELECTRICAL CONNECTIONS TO BE FLEXIBLE.
  - ③ FIELD VERIFY DIMENSIONS.
  - ④ ANCHORS TO SUPPORTING STRUCTURE BY OTHERS.
  - ⑤ ADEQUACY OF SUPPORTING STRUCTURE IS TO BE VERIFIED BY A PROFESSIONAL STRUCTURAL ENGINEER.
  - ⑥ LETTER "A" IN MODEL NUMBER DESIGNATES AMBIENT UNIT.
  - ⚠ DIMENSIONS IN INCHES [CENTIMETERS].

MODEL ⚠	NOZZLE WIDTH "A"	MOUNTING WIDTH "B"	CABINET WIDTH "C"	FLANGE WIDTH "D"	RECOMMENDED ROUGH OPENING DEPTH x WIDTH
ARD12-1036A	36.00 [91.44]	37.50 [95.25]	39.00 [99.06]	41.00 [104.14]	27.00 x 40.00 [68.58 x 101.60]
ARD12-1042A	42.00 [106.68]	43.50 [110.49]	45.00 [114.30]	47.00 [119.38]	27.00 x 46.00 [68.58 x 116.84]
ARD12-1048A	48.00 [121.92]	49.50 [125.73]	51.00 [129.54]	53.00 [134.62]	27.00 x 52.00 [68.58 x 132.08]
ARD12-1060A/2060A	66.00 [167.64]	67.50 [171.45]	69.00 [175.26]	71.00 [180.34]	27.00 x 70.00 [68.58 x 177.80]
ARD12-2072A	72.00 [182.88]	73.50 [186.69]	75.00 [190.50]	77.00 [195.58]	27.00 x 76.00 [68.58 x 193.04]
ARD12-2084A	84.00 [213.36]	85.50 [217.17]	87.00 [220.98]	89.00 [226.06]	27.00 x 88.00 [68.58 x 223.52]
ARD12-2096A/3096A	99.00 [251.46]	100.50 [255.27]	102.00 [259.08]	104.00 [264.16]	27.00 x 103.00 [68.58 x 261.62]
ARD12-2108A/3108A	108.00 [274.32]	109.50 [278.13]	111.00 [281.94]	113.00 [287.02]	27.00 x 112.00 [68.58 x 284.48]
ARD12-2120A/3120A	117.00 [297.18]	118.50 [300.99]	120.00 [304.80]	122.00 [309.88]	27.00 x 121.00 [68.58 x 307.34]
ARD12-3132A	132.00 [335.28]	133.50 [339.09]	135.00 [342.90]	137.00 [347.98]	27.00 x 136.00 [68.58 x 345.44]
ARD12-3144A/4144A	144.00 [365.76]	145.50 [369.57]	147.00 [373.38]	149.00 [378.46]	27.00 x 148.00 [68.58 x 375.92]

PROJECT			
LOCATION			
ARCHITECT			
ENGINEER			REV: --
DWG. NO.	ARD12-AMB	TITLE:	<b>BERNER</b>
DATE	31MAR2017	MODEL ARD12 AIR CURTAIN	
BY	S. Beil	AMBIENT SYSTEM	
REPLACES	-	BERNER INTERNATIONAL CORP. NEW CASTLE, PA.	
BY	-		