



INDUSTRIAL BELT DRIVE 20

Direct Gas Heated Air Curtain 40° Temp. Rise

Data Sheet

For Mounting Heights To 20' (environmental separation)

STANDARD CONSTRUCTION

- Single speed T.E.F.C. motor - belt drive
- Gray powder coated exterior (Optional: Custom Color or Stainless)
- Split cabinet construction for fan assembly removal
- Removable access panels
- Top Mounting only
- Front air intake (Optional: top)
- Motor location top right (Optional: top left, front left or front right)

- Factory mounted duct transition with bottom access panels
- Factory mounted modulating direct fired heater with FM/IRI gas train
 - Factory mounted wired heater control panel
 - Steel cabinet with gray finish
 - Spark ignited intermittent pilot

**2 Year
Limited
Warranty**



MODEL	Nozzle Width (in)	Max Vel. at Nozzle (fpm)	Avg. Outlet Vel. (fpm)	Air Volume (cfm)	Outlet Vel. Uniformity	Power Rating (kW)	Motor @ HP	Heater Output (MBH)	Gas Train Size	Max Air Temp. Rise (°F)	Net Wt. Air Curtain (lbs)	Net Wt. Duct Trans. (lbs)	Net Wt. Burner Box (lbs)
IBC20-1060D	60.00	6,580	3,870	6,854	89%	4.70	1 @ 5	321.5	3/4"	43°	445	82	220
IBC20-1072D	72.00	6,549	3,852	8,186	89%	4.90	1 @ 5	356.0	3/4"	40°	496	97	260
IBC20-1084D	84.00	6,076	3,574	8,861	87%	4.90	1 @ 5	384.6	3/4"	40°	547	106	260
IBC20-1096D	96.00	6,900	4,059	11,500	92%	6.80	1 @ 7½	499.0	3/4"	40°	673	115	300
IBC20-1108D	108.00	6,747	3,969	12,650	90%	6.90	1 @ 7½	549.3	3/4"	40°	759	125	340
IBC20-1120D	117.00	7,494	4,523	15,612	88%	8.70	1 @ 10	677.5	3/4"	40°	834	130	380
IBC20-1132D	132.00	7,017	4,127	16,080	87%	8.90	1 @ 10	698.2	3/4"	40°	886	143	420
IBC20-1144D	144.00	7,640	4,381	19,100	87%	11.70	1 @ 15	829.4	1"	40°	932	152	470
IBC20-1156D	156.00	7,405	4,356	20,055	86%	11.90	1 @ 15	870.8	1"	40°	1,043	163	500
IBC20-1168D	168.00	7,783	4,323	22,700	90%	12.80	1 @ 15	985.2	1"	40°	1,134	177	500
IBC20-1180D	180.00	7,300	4,294	22,814	91%	12.90	1 @ 15	990.1	1"	40°	1,185	192	500
IBC20-1192D	192.00	6,900	4,059	23,000	92%	13.60	1 @ 15	998.0	1"	40°	1,311	207	500

NOTES:

1. Operation at 50 Hz will generate approximately a 17% reduction in performance.
2. Performance data based on AMCA licensed data from unheated IDC20 units.
3. Maximum leaving air temperature shall not exceed 120°F.
4. Duct transition and direct fired gas heater are factory mounted to air curtain and each require individual support.
5. Gas supply pressure: minimum 1 psi, maximum 5 psi.
6. Vertically mounted Industrial Belt Drive air curtains not available.
7. Gas train size is not the main gas supply line size.

See sheet EP-459 for amp draws/total load requirements.

MODEL NUMBER CONFIGURATION

IBC20-1 060 D D-F T-SS

Series	# of Motors	Opening Width	Heat	Voltage	Intake	Motor Location	Opt. Cabinet Finish
IBC20	1	060" - 192"	D=Direct Gas Heated	D=208/3/60 E=240/3/60 H=480/3/60 I=600/3/60 T=380/3/50	T=Top F=Front	T=Top F=Front	SS=Stainless Steel CC=Custom Color

Sound level measured 10' (3m) from the unit in free field:
5, 7½, 10 & 15 hp motor(s):
73 dBA, 75 dBA, 76 dBA & 78 dBA

Berner reserves the right to alter specifications without prior notice.

www.berner.com Berner International 800.245.4455
111 Progress Ave. / New Castle / PA / 16101 / USA

DS-459A
October, 2018



INDUSTRIAL BELT DRIVE 20

Direct Gas Heated Air Curtain Electrical Performance Sheet

MODEL	Qty @ HP	208/3/60 (voltage code D) TOTAL MOTOR AMP DRAW			240/3/60 (voltage code E) TOTAL MOTOR AMP DRAW			480/3/60 (voltage code H) TOTAL MOTOR AMP DRAW		
		# CKTS	AMPS PER CIRCUIT	BREAKER RATING PER CIRCUIT	# CKTS	AMPS PER CIRCUIT	BREAKER RATING PER CIRCUIT	# CKTS	AMPS PER CIRCUIT	BREAKER RATING PER CIRCUIT
IBC20-1060D IBC20-1072D IBC20-1084D	1 @ 5	1	17.2	30	1	15.4	30	1	7.8	15
IBC20-1096D IBC20-1108D	1 @ 7.5	1	23.6	50	1	21.3	45	1	10.7	25
IBC20-1120D IBC20-1132D	1 @ 10	1	30.1	60	1	27.0	60	1	13.6	30
IBC20-1144D IBC20-1156D IBC20-1168D IBC20-1180D IBC20-1192D	1 @ 15	1	43.6	100	1	40.1	100	1	20.0	45

MODEL	Qty @ HP	600/3/60 (voltage code I) TOTAL MOTOR AMP DRAW			380/3/50 (voltage code T) TOTAL MOTOR AMP DRAW		
		# CKTS	AMPS PER CIRCUIT	BREAKER RATING PER CIRCUIT	# CKTS	AMPS PER CIRCUIT	BREAKER RATING PER CIRCUIT
IBC20-1060D IBC20-1072D IBC20-1084D	1 @ 5	1	6.4	15	1	8.2	15
IBC20-1096D IBC20-1108D	1 @ 7.5	1	8.5	15	1	11.1	25
IBC20-1120D IBC20-1132D	1 @ 10	1	10.9	20	1	14.0	30
IBC20-1144D IBC20-1156D IBC20-1168D IBC20-1180D IBC20-1192D	1 @ 15	1	15.9	30	1	20.4	45

* Includes 750VA transformer load for gas fired burner panel.

Berner reserves the right to alter specifications without prior notice.

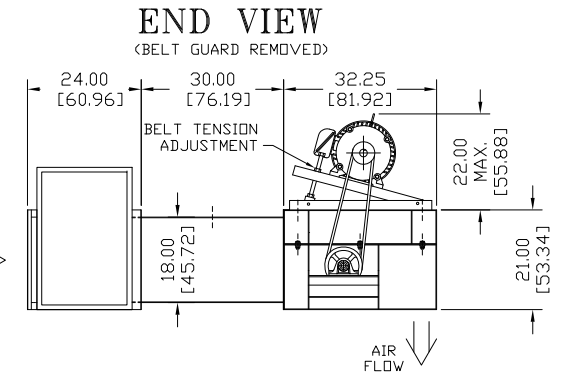

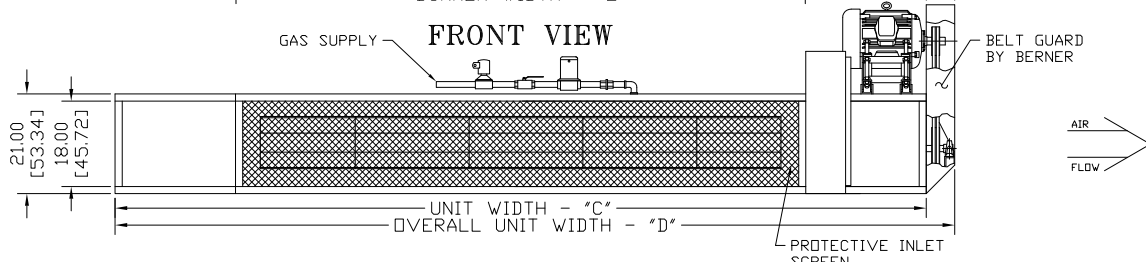
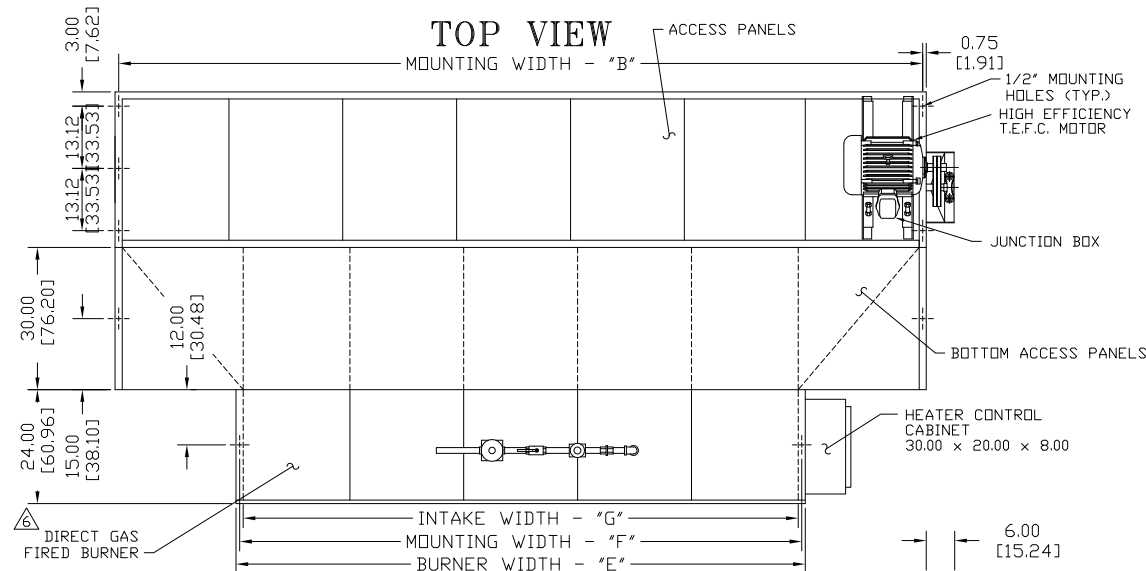
www.berner.com Berner International 800.245-4455
111 Progress Ave. / New Castle / PA / 16101 / USA

EP-459
December, 2018

IBC20 DIRECT GAS FIRED ONE HEATER SYSTEM FRONT INTAKE TOP MOTOR MOUNT

CAUTION:

HEATER IS EQUIPPED FOR A MAXIMUM GAS SUPPLY PRESSURE OF 1# TO 5#.



NOTES:

- ⚠ AIR CURTAIN MUST BE INSTALLED SO AIR STREAM IS NOT OBSTRUCTED WHEN DEFLECTED 20° TO EITHER SIDE OF C.
- ⚠ ELECTRICAL CONNECTIONS TO BE FLEXIBLE.
- ⚠ FIELD VERIFY DIMENSIONS.
- ⚠ ANCHORS TO SUPPORTING STRUCTURE BY OTHERS.
- ⚠ ADEQUACY OF SUPPORTING STRUCTURE IS TO BE VERIFIED BY A PROFESSIONAL STRUCTURAL ENGINEER.
- ⚠ LETTER 'D' IN MODEL NUMBER DESIGNATES, DIRECT GAS HEATED UNIT. 'F' DESIGNATES FRONT INTAKE, 'T' IS TOP MOTOR.
- ⚠ SUPPORT DIRECT GAS HEATERS SEPARATELY FROM UNIT.
- ⚠ DIMENSIONS IN INCHES (CENTIMETERS).

MODEL	NOZZLE WIDTH "A"	MOUNTING WIDTH "B"	UNIT WIDTH "C"	OVERALL WIDTH "D"	BURNER WIDTH "E"	MOUNTING WIDTH "F"	INTAKE WIDTH "G"
IBC20-1060D-FT	60.00 [152.40]	61.50 [156.21]	63.00 [160.02]	69.00 [175.26]	39.00 [99.06]	37.50 [95.25]	36.00 [91.44]
IBC20-1072D-FT	72.00 [182.88]	73.50 [186.69]	75.00 [190.50]	81.00 [205.74]	51.00 [129.54]	49.50 [125.73]	48.00 [121.92]
IBC20-1084D-FT	84.00 [213.36]	85.50 [217.17]	87.00 [220.98]	93.00 [236.22]	51.00 [129.54]	49.50 [125.73]	48.00 [121.92]
IBC20-1096D-FT	96.00 [243.84]	97.50 [247.65]	99.00 [251.46]	105.00 [266.70]	63.00 [160.02]	61.50 [156.21]	60.00 [152.40]
IBC20-1108D-FT	108.00 [274.32]	109.50 [278.13]	111.00 [281.94]	117.00 [297.18]	75.00 [190.50]	73.50 [186.69]	72.00 [182.88]
IBC20-1120D-FT	117.00 [297.18]	118.50 [300.99]	120.00 [304.80]	126.00 [320.04]	87.00 [220.98]	85.50 [217.17]	84.00 [213.36]
IBC20-1132D-FT	132.00 [335.28]	133.50 [339.09]	135.00 [342.90]	141.00 [358.14]	99.00 [251.46]	97.50 [247.65]	96.00 [243.84]
IBC20-1144D-FT	144.00 [365.76]	145.50 [369.57]	147.00 [373.38]	153.00 [388.62]	111.00 [281.94]	109.50 [278.13]	108.00 [274.32]
IBC20-1156D-FT	156.00 [396.24]	157.50 [400.05]	159.00 [403.86]	165.00 [419.10]	120.00 [304.80]	118.50 [300.99]	117.00 [297.18]
IBC20-1168D-FT	168.00 [426.72]	169.50 [430.53]	171.00 [434.34]	177.00 [449.58]	120.00 [304.80]	118.50 [300.99]	117.00 [297.18]
IBC20-1180D-FT	180.00 [457.20]	181.50 [461.01]	183.00 [464.82]	189.00 [480.06]	120.00 [304.80]	118.50 [300.99]	117.00 [297.18]
IBC20-1192D-FT	192.00 [487.68]	193.50 [491.49]	195.00 [495.30]	201.00 [510.54]	120.00 [304.80]	118.50 [300.99]	117.00 [297.18]

PROJECT		
LOCATION		
ARCHITECT		
ENGINEER		
DWG. NO.	IBC20-DGF1-A	TITLE: BERNER
DATE	03DEC19	MODEL IBC20 AIR CURTAIN
BY	N. GRADY	DIRECT GAS FIRED - ONE HEATER SYSTEM
REPLACES	13JUNE14	
BY	S. Bell	BERNER INTERNATIONAL CORP. NEW CASTLE, PA.